

2nd EDITION

Sarah Phillips

Kirstie Grainger

Michaela Morgan

Mary Slattery

INCRECIBLE ENGLISH

Class Book

2



OXFORD



Author **Sarah Phillips is an expert in CLIL** (Content and Language Integrated Learning) and how the brain learns.

“The more children interact with the materials, the teacher and each other, the more they will learn.”

Walk into an **INCREDIBLE ENGLISH** classroom and there is a buzz ... you could find children acting out a story, using a Venn diagram or finishing a project **confidently in English**.

The trusted methodology is based on things that children love. Stories in every unit pull them into the new language, and songs, games, acting out and craft activities give their brains plenty of practice. The Activity Book really makes them think to help them remember more.

Children also love to learn relevant things. A colourful lesson in every unit uses **English as a vehicle to teach other subjects** where they develop skills needed as part of their **general education** whilst improving their use of English.

All levels have an incredible range of support items to help children interact with English in many fun ways.

This second edition gives the class even more ...

- ☆ **A new Starter Level**
- ☆ **More support for storytelling**
- ☆ **More reading texts** and personalized **writing tasks**
- ☆ More support for the **Cambridge YLE Tests** with a **NEW testing programme**
- ☆ More **skills development activities** for speaking and writing
- ☆ More **grammar practice** and **language support**



2nd EDITION

INCREDBLE ENGLISH

Class Book

2

	Language summary	2
1	New friends	3
2	The treehouse	11
3	Come and play!	19
	Me and my world & Revision	27
4	At the wildlife park	29
5	At the shop	37
6	Lunchtime	45
	Me and my world & Revision	53
7	At the fair	55
8	At home	63
9	At the pool	71
	Me and my world & Revision	79
	Festivals	81
	Songs and chants	84
	CYL Starters practice	88

Sarah Phillips
Kirstie Grainger Michaela Morgan Mary Slattery

OXFORD
UNIVERSITY PRESS



Language summary

1 New friends

What day is it today?
Who's that? That's ...
She's my (sister).
He's my (brother).
How old is he / she?
He's / She's (8).

Days of the week: Monday
Tuesday Wednesday Thursday
Friday Saturday Sunday
Characters: Flo Fred Bing
Titch Poppy Mr Fixit Norton
Mitch
Numbers: 13–30
Measuring: metre centimetre
Other: sunny

2 The treehouse

Is he / she / it
in / on / under the table?
He's / She's / It's in / on / under
the ...

Furniture: bed cupboard
table box chair shelf cushion
sofa rug
House: window picture mirror
vase door
Other: treehouse hamster
cage

3 Come and play!

He's / She's got a ...

Toys: scooter kite skateboard
skipping rope yo-yo boat
frisbee ball bat bike
Transport: lorry helicopter
plane motorbike van wheel
Other: broken skip tricks

4 At the wildlife park

It can ... / It can't ...
Can it ...? / Yes / No
Can you guess ...?
(Walk) like a (penguin).

Wild animals: dolphin bat
zebra crocodile snake parrot
penguin monkey lion giraffe
Parts of an animal: wings tail
beak feathers
Other: stretch slide climb jump
run play a game fly thank you
juggle

5 At the shop

Can I have ... please?
Yes, here you are.
No, sorry.
Plural nouns
How much ...?
Can he / she buy ...?

Small toys: sharpeners rubbers
stickers marbles balloons
badges dinosaurs
key rings felt tips figures
Numbers: 31–100
Money: pound p
Other: paper string surprise
coin

6 Lunchtime

Do you like ...?
What's your favourite ...?
Do you want ...?

Food: cheese tuna chicken
tomatoes sardines sausages
rice bread lettuce eggs
Food groups: meat fish dairy
fruit vegetables cereal
Other: sandwich lunch salad
white bread brown bread

7 At the fair

Are you ...?
Yes. / No, I'm ...
I feel ...
What's the matter?
What can you hear?

Feelings: sad happy scared
cross bored sleepy dizzy
hungry thirsty hot cold
Musical instruments: violin
piano flute xylophone guitar
Other: fair great fantastic
brilliant hot dog ride zoo

8 At home

What are you doing?
I'm ...ing.
I'm / He's / She's busy.
Go away.
It's raining.
How much water?
I / You need ...

Indoor activities: watch TV
read play on the computer
do my homework cook
make a model paint sleep
do a puzzle
Uses of water: wash my hands
have a shower wash up
clean my teeth have a bath
litre
Other: hole bottle hop

9 At the pool

What's he / she doing?
He's / She's ...ing.
Look at me.
Over there.

Outdoor activities: swim float
write a postcard
eat an ice cream
drink a milkshake read a comic
listen to the radio
watch have a shower
take a photo
Children's games:
play leapfrog play marbles
dance play with a top
Other: smile pool fountain sun
summer beach river spinner
spin fingers feet

1



New friends


1 Listen and say who.  1.12 Listen and sing.  1.2

Norton



Mr Fixit



Day	Monitors	
		
Monday	Flo	Fred
Tuesday	Poppy	Bing
Wednesday	Titch	Flo
Thursday	Flo	Bing
Friday	Fred	Titch
Saturday		Poppy
Sunday		Poppy



1 Listen and point.  1.5




Let's make friends!





2 Find and number. Say.



3 Listen again and act. 1.5



1 Listen, count and find.  1.6
Say the letters.

How old is he? He's 8.
How old is she? She's 11.



2 Listen and follow. What colour is the door?  1.7

	 8	 7	 6	 9	
	 7	 6	 9	 8	
	 6	 9	 8	 10	
	 9	 8	 10	 8	

1 Listen and sing.  1.10



Hello, what's your name?
Hello, come and play!
Hello, don't be shy!
Come and be my friend!



Measuring

- 1 Listen and chant.  1.11
- 2 Read and say who.



Martin



I'm 1 metre 14 centimetres.

Max



I'm 1 metre 8 centimetres.

Nicola



Becky


1 Make a number game.

I'm 1 metre
29 centimetres.


I'm 1 metre
21 centimetres.




Colour.



Cut out.




Play.



Take turns.



1 Listen and point.  1.13 Listen again and repeat.




Saturday Sunday sunny



Fran Friday

2 Listen and match.  1.14 Act out the dialogues.

Who's that? That's my friend, Tom.
 How old is he? He's eight.



2 The treehouse

1 Listen and find.  1.17

2 Listen and sing.  1.18



sofa

table

cupboard

shelf

chair

rug

bed

cushion

1 Listen and point.  1.20



Hamster hide and seek

1

Oops! Harry!

2

Oh, no. Where is he?

3

Is he under the chair?

No!

4

Is he in the bed?

Is he under the rug?

No!

5



Look in the cupboard.
Look under the chair.
Look on the shelf.
Look everywhere!

6

Harry, where are you?
Come out, please.



2 Find and number. Say.



3 Listen again and act. 1.20



Is he in the cupboard?
Yes.

1 Listen, find and say the numbers.  1.21

1



2



3



4




5



6



2 Listen and draw a line.  1.22



1 Listen and chant.  1.24

Song

Big books, small books,
Books on the shelf!
Books are fun,
Books can help!




Rooms in art

1 Listen, find and say.  1.25

mirror

1


door



picture

The Bedroom
Vincent Van Gogh

2



window

vase

Room in Brooklyn
Edward Hopper

table

3



Model with unfinished
self-portrait
copyright David Hockney


vase

1 Make a collage.

Choose and
colour.



Cut out.



Stick.



Write.




2 Read, look and find the mistakes.

Picture 1: The room is blue. It's got a black window. It's got a bed and a small table. It's got 6 pictures.

Picture 2: It's got a small table. It's got a vase. It's got a mirror.

Picture 3: It's got a bed. It's got a rug. It's got 3 vases. It's got a big table and a small table.

1 Listen and point.  1.26 Listen again and repeat.



two toys table



boy bed box

2 Play, ask and answer.



Is it on the table? Yes.

Is it on the vase? No.




1 Listen and point.  1.31





Let's play!





2 Find and number. Say.

7



3 Listen again and act. 1.31



1 Listen, find and say who.  1.32

She's got a bike.
He's got a skateboard.



2 Listen and say *True* or *False*.  1.33



1 Listen and chant.  1.35 Song

I like skipping,
1, 2, 3!
I want Lucy
In with me!



Goodbye, Lucy,
Wave at me!
Goodbye, Lucy,
1, 2, 3!

Venn diagrams


1 Listen and find.  1.37



helicopter



plane





red toys

toys with four wheels

Diagram 1

motorbike



lorry




van




Diagram 2



1 Make a Venn diagram.



Draw.




Cut out.



Stick.

2 Read, find and say.

- 1 Toys with two wheels.
- 2 Toys with four wheels.
- 3 Green toys with two wheels.
- 4 Red toys with four wheels.



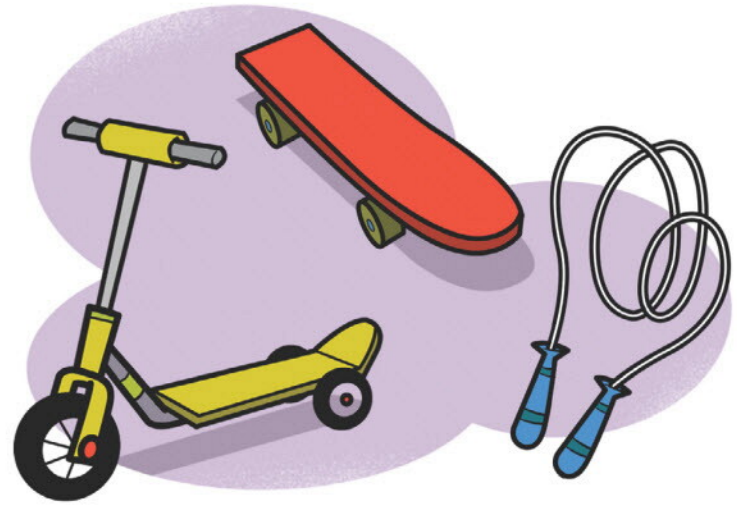
Write.



1 Listen and point.  1.38 Listen again and repeat.




white windows wheels



scooter skateboard skipping rope

2 Listen, find and say the numbers.  1.39
Now it's your turn.


He's got a kite. She's got a skateboard. I know! Number 2.



Me and my world



- 1 Read and number.
- 2 Read again, listen and check.  1.41



3 This is my sister's bedroom. She's got lots of toys in the box and on the floor and on her bed! Her favourite toy is a yo-yo. She's got 25 yo-yos!







Hello! I'm Nkoyo. I'm from Nigeria. I'm eight. These are my friends Asa and Ivie. They're eight too.

Hi! I'm Megan. I'm from Wales. I'm nine. This is my sister. She's seven.

This is my bedroom. I share my room with my brother. It's got two beds and a big cupboard. It's got a blue and red rug on the floor. My brother loves football. He's got pictures of football players on the wall.



Start



Finish

4

At the wildlife park

1 Listen and find.  2.1

2 Listen and chant.  2.2



giraffe

lion

zebra

monkey

snake

parrot

bat


crocodile

dolphin

penguin


1 Listen and point.  2.4 

At the wildlife park






2 Find and number. Say.



3 Listen again and act. 2.4

1 Listen, find and say which animal.  2.5



swim ✓
climb a tree ✗
run ✓
fly ✗




swim ✓
climb a tree ✓
run ✗
fly ✗




It can swim.
It can't fly.
Can it run?

swim ✓
climb a tree ✗
run ✗
fly ✓

2 Listen and say *Parrot* or *Penguin*. Listen and repeat.  2.6-2.7

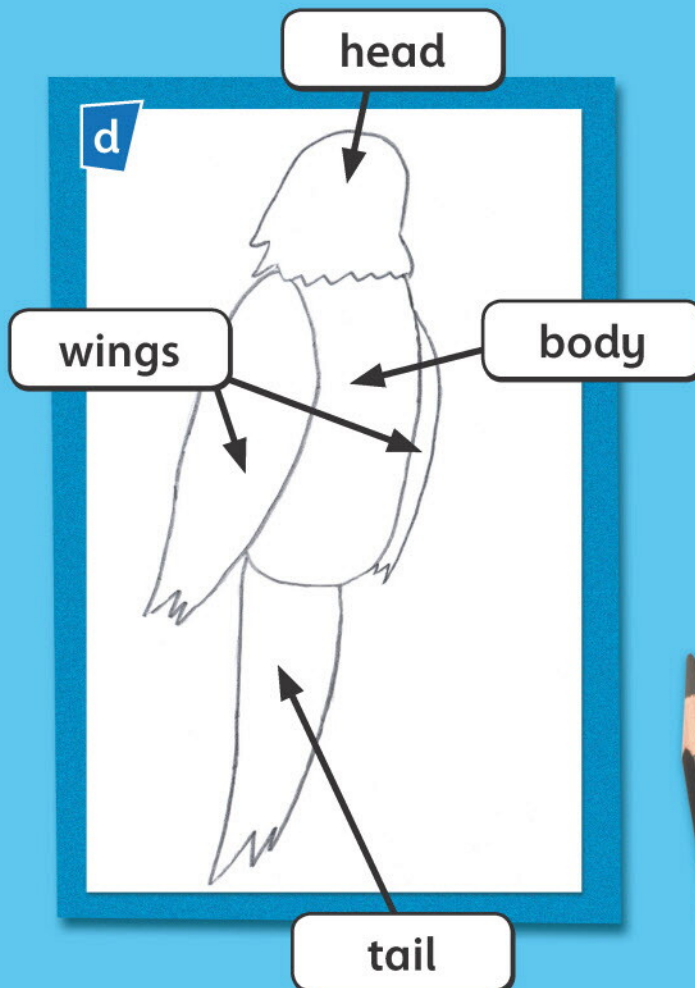




1 Listen and sing.  2.10 Song


The monkey says
 'Now all watch me.'
 The monkey says
 'Look carefully.'
 Can you do this?
 Can you do this?
 I can,
 I can't,
 And that's OK.
 I can,
 I can't,
 We all can play!

Drawing

1 Listen and find. 2.11



1 Draw a penguin.



2 Read and find.

- 1 My parrot has got a green tail and red wings.
- 2 My parrot has got yellow wings and a green head.
- 3 My parrot has got a red head and an orange beak.
- 4 My parrot has got a purple tail and a yellow beak.

1 Listen and point.  2.12 Listen again and repeat.



parrot penguin picture

orange giraffe juggle jump



2 Listen and follow.  2.13 Now it's your turn.

It can swim.

It's got a tail.

It's grey and white.

I know! It's a dolphin!



5 At the shop


- 1 Listen and find.  2.15
- 2 Listen and sing.  2.16



1 Listen and point.  2.18




The surprise





2 Find and number. Say.



3 Listen again and act. 2.18




1 Listen, find and say who. 2.19

Can I have two figures, please?
Here you are. / No, sorry.



2 Listen and say *Here you are* or *No, sorry*. 2.20



1 Listen and sing.  2.22



Let's make a card for Mum.

Yes, OK!

Let's make a card for Mum.

Yes, OK!

Let's make a card and say
'Hope you have a happy day'.

Let's make a card for Mum.

Yes, OK!

Money

1 Listen and find.  2.23



£2 (pounds)



£1 (pound)



50p



20p



10p



5p



2p



1p



50p

2 Read and say Yes or No.



50p



60p



1 Can he buy a figure?



2 Can she buy a badge?



1 Make some coins.

90p



Colour.



80p



3 Can he buy stickers?



Cut out.



4 Can she buy a sharpener?



play shops.



5 Can he buy a key ring?




Take turns.



1 Listen and point.  2.25 Listen again and repeat.



thirty thank you



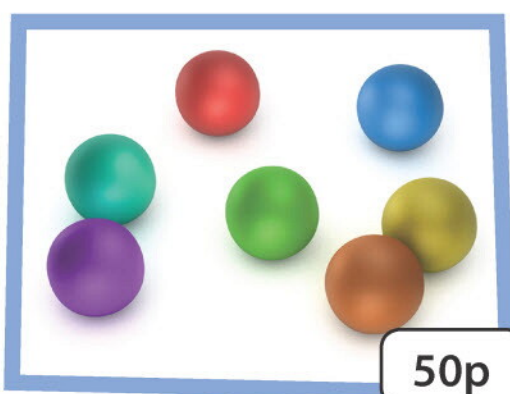



mum marble motorbike

2 Listen, find and say how much.  2.26 Act out the dialogues.



Can I have three badges, please? Here you are.

How much? £1.50, please.



6


Lunchtime

- 1 Listen and find.  2.28
- 2 Listen and sing.  2.29




1 Listen and point.  2.31 

Let's go fishing!





2 Find and number. Say.



3 Listen again and act.  2.31




- 1 Listen and find. 2.32
- 2 Listen and say how much. 2.33

Do you like cheese?
Yes. / No.



- 3 Listen, find and number. 2.34



1 Listen and sing.  2.36

Eggs and cheese for lunch today,
Eggs and cheese for lunch today,
Eggs and cheese for lunch today,
I'm trying something new today!




Food

1 Listen, find and say.  2.38

From an animal



Meat



Fish



Dairy




From a plant



Cereal



Fruit



Vegetables



2 Read and find.

- 1 My meal has got meat and vegetables.
- 2 My meal has got fish, vegetables and fruit.
- 3 My meal has got fruit and dairy.
- 4 My meal has got cereal, vegetables and dairy.

a



b



c



d



1 Make a food collage.

Find pictures.



Cut out.



Stick.



Write.



1 Listen and point.  2.39 Listen again and repeat.



cheese chicken chocolate



I've van vegetables

2 Listen and find.  2.40 Ask and answer.

Do you like bananas? Yes. No.



Me and my world



- 1 Read and number.
- 2 Read again, listen and check.  2.42



4 Blinis are traditional Russian food. They're small pancakes. Blinis are made from flour, milk and eggs.






My name's Sergei. I'm from Russia. Blinis are my favourite food. On my birthday, I eat blinis with fruit and jam. They're delicious!

Nasi lemak is traditional Malaysian food. It's made with rice and coconut milk.

I'm Nurul. I live in Malaysia. My mum makes delicious nasi lemak. I like it with chicken, eggs and cucumber.



Start



Finish

7

At the fair

1 Listen and find.  2.44



2 Listen and chant.  2.45




1 Listen and point.  2.47 

At the fair





2 Find and number. Say.



3 Listen again and act. 2.47




1 Listen, find and say who. Listen and repeat. 2.48-2.49

Are you sleepy?
Yes. / No.



Is he scared? Yes. / No.
Is she hungry? Yes. / No.

2 Look at activity 1. Listen and answer. 2.50



1 Listen and sing.  2.52




Smile at me when I feel sad,
I feel sad,
I feel sad.
Smile at me when I feel sad,
Now I feel better.



Play with me when I feel bored,



Talk to me when I feel cross,



Hold my hand when I feel scared,

Music

1 Listen, find and say.  2.54

1 violin

2

guitar

3

piano

4

flute

5


xylophone

1 Draw a picture.

Listen.



Draw.



Colour.



Write.

2 Read, listen and find.  2.55

- 1 I can hear a piano. When I hear this music, I feel sleepy.
- 2 I can hear a flute. When I hear this music, I feel dizzy.
- 3 I can hear a guitar. When I hear this music, I feel sad.
- 4 I can hear a xylophone. When I hear this music, I feel happy.
- 5 I can hear a violin. When I hear this music, I feel scared.

a



b



c



d



e



1 Listen and point.  3.2 Listen again and repeat.




hungry hot happy



dizzy zebra zoo

2 Listen and number.  3.3 Act out the dialogues.



8 At home

1 Listen and find.  3.5

2 Listen and chant.  3.6



make a model

sleep

do my homework

play on the computer

read

paint

cook

do a puzzle

watch TV

1 Listen and point.  3.8




Norton to the rescue!





2 Find and number. Say.






3 Listen again and act. 3.8



























1 Listen, find and say who.  3.9



What are you doing?
I'm reading.



2 Listen and follow. What colour is the house?  3.10

1 Listen and sing.  3.12

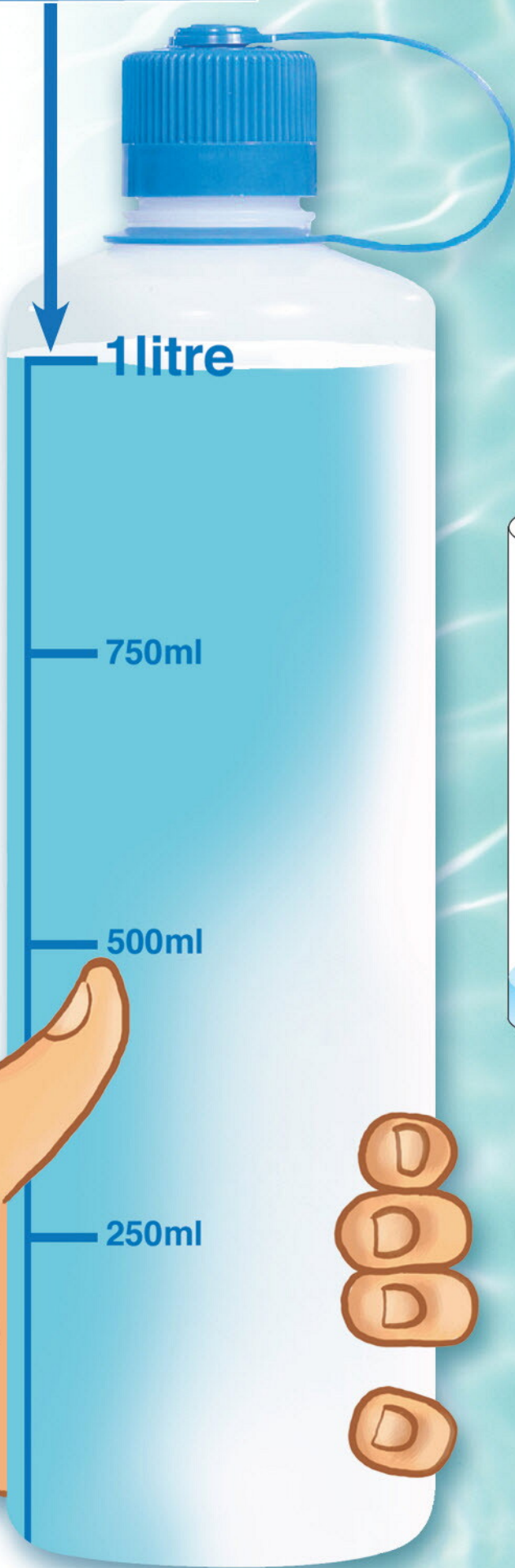
Song



Oh, I'm lying on the sofa.
I'm sitting in the sun.
I'm bored of doing nothing.
Let's go out and have some fun!



Uses of water



This bottle has got 1 litre of water.



1 Listen, find and say.  3.13




have a shower




clean my teeth



wash up




d have a bath



1 Make a water meter.




Tick.



Add.



Colour.



Write.

2 Read, look and say.

What are you doing?

- 1 You need 4 litres of water.
- 2 You need 30 litres of water.
- 3 You need 90 litres of water.
- 4 You need 6 litres of water.
- 5 You need 15 litres of water.

1 Listen and point.  3.15 Listen again and repeat.



wash walk watch




write read run

2 Listen and find.  3.16 Mime, ask and answer.

What are you doing?

I'm painting.



9 At the pool

1 Listen and find.  3.18

2 Listen and sing.  3.19

take a photo

read a comic

write a postcard

listen to the radio

eat an ice cream

have a shower

watch

drink a milkshake



float




swim




1 Listen and point.  3.21 

Happy holiday!





2 Find and number. Say.



3 Listen again and act. 3.21



1 Listen and find. 3.22

What's he doing? He's taking a photo.
What's she doing? She's swimming.



2 Look at activity 1. Listen and say *True* or *False*. 3.23


1



2



3



4




5




6



7



8



1 Listen and sing.  3.25

Song


Summer's here,
 Let's play in the sun.
 We can swim, we can float,
 We can jump, we can run.
 But the sun is hot,
 So remember the rules,
 In the garden, at the beach and
 the swimming pool!

Children's games in art

1 Listen and find.  3.26



play leapfrog



play marbles



play with a top




dance



Children's Games
Pieter Bruegel
the elder

1 Make a spinner.



2 Read and find.

- 1 He's riding a horse. He's in square B1.
- 2 She's playing with a ball. She's in D3.
- 3 He's climbing a tree. He's in A3.
- 4 He's swimming in the river. He's in A3.

1 Listen and point.  3.28 Listen again and repeat.



photo fingers feet



Dad dance dolphin dinosaur

2 Listen and find.  3.29 Point, ask and answer.

What's he doing?

He's eating a sandwich.

What's she doing?

She's dancing.



Me and my world



- 1 Read and number.
- 2 Read again, listen and check.  3.31



I love dancing and music. We have a festival every year. We dance in the streets and play music too. In this photo, I'm wearing traditional Irish dress and I'm dancing with my friends.


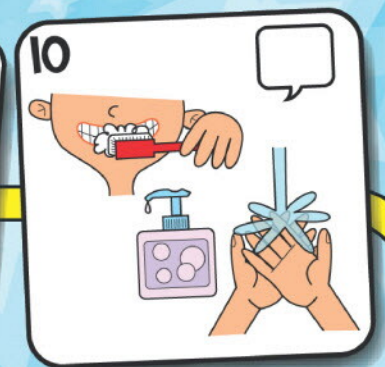


I'm Sonya. I'm from Ireland. In this photo, my sister is playing the harp in a festival. The harp is a traditional Irish instrument. My friend Alex is playing the violin.

In this photo, I'm making a kite with my friends. Uttarayan is my favourite festival. It's in January.

My name's Nihar. I'm from India. I feel very happy on the day of Uttarayan, the kite festival. The sky is blue and you can see hundreds of kites. They are lots of different colours.



Start



Finish

Christmas!

1 Read and say *True* or *False*.

- 1 It's got 5 stars.
- 2 It's got an angel.
- 3 It's got 6 snowflakes.
- 4 It's got 4 candles.
- 5 It's got 4 presents.
- 6 It's got 7 balls.
- 7 It's got 9 lights.
- 8 It's got 3 bells.



2 Listen and sing. 3.33

1 Listen and say what colours.  3.34



2 Read and answer.



- 1 Is the yellow egg on the table?
- 2 Is the grey egg in the box?
- 3 Is the black egg under the flowerpot?
- 4 Is the brown and white egg on the flowers?
- 5 Is the blue and yellow egg under the tree?
- 6 Is the pink and white egg in the basket?

Tree Day

1 Listen and find.  3.35



2 Look and answer.



What is it?

It's an apple leaf.

Songs and chants

Unit 1

Page 3 Monday, Tuesday,
Wednesday, Thursday,
Friday, Saturday,
Sunday.

Page 7 Hello, what's your name?
Hello, come and play!
Hello, don't be shy!
Come and be my friend!

Let's run and jump and ride
our bikes,
Kick a ball and fly our kites,
Watch TV and stay the night,
Come and be my friend!

Page 8 11, 12, 13, 14, 15
16, 17, 18, 19, 20
21, 22, 23, 24, 25
26, 27, 28, 29, 30

Unit 2

Page 11 Hey ho, this is my treehouse,
Hey ho, have a look and see!
I've got a bed and a table
and a shelf and a cupboard,
A rug and a cushion and an
old wooden chair.
Hey ho, this is my treehouse,
Hey ho, have a look and see!

Page 15 Big books, small books,



Books on the shelf!
Books are fun,
Books can help!

Books about animals,
Books about stars,
Books full of stories,
Books full of cars.

Books about children,
Books about birds,
Books full of pictures,
Books full of words.


Big books, small books,
Look on the shelf!
Books are fun,
Books can help!

Unit 3

Page 19 Come and play, come and play,
We've got lots of toys today.
Here's a skateboard, here's a bike,
Here's a frisbee, here's a kite.

Come and play, come and play,
We've got lots of toys today.
Here's a yo-yo, here's a ball,
Here's a skipping rope for you all.




Page 23 I like skipping,
 1.35 1, 2, 3!
I want Lucy
In with me!


Ride a scooter,
Ride a train,
Ride a bike,
Now spell your name!

L-U-C-Y

Goodbye, Lucy,
Wave at me!
Goodbye, Lucy,
1, 2, 3!

Unit 4


Page 29 Walk like a penguin,
 2.2 Fly like a bat,
Run like a zebra,
Stretch like a cat,
Swim like a dolphin,
Slide like a snake,
Talk like a parrot,
Count to eight ...
1, 2, 3, 4, 5, 6, 7, 8!


Page 33 The monkey says
 2.10 'Now all watch me.'
The monkey says
'Look carefully.'
Can you do this?
Can you do this?
I can,
I can't,
And that's OK.

I can,
I can't,
We all can play!

Who's the monkey now?

Unit 5

Page 37 I want stickers,
 2.16 I want marbles,
I want balloons,
And key rings too.
I want dinosaurs,
I want badges,
I want felt tips,
What about you?

Page 41 Let's make a card for Mum.
 2.22 Yes, OK!
Let's make a card for Mum.
Yes, OK!
Let's make a card and say
'Hope you have a happy day.'
Let's make a card for Mum.
Yes, OK!

Let's make a cake for Grandma.
Yes, OK!
Let's make a cake for Grandma.
Yes, OK!
Let's make a cake and say
'Hope you have a happy day.'
Let's make a cake for Grandma.
Yes, OK!

Let's make a badge for Dad.
Yes, OK!
Let's make a badge for Dad.
Yes, OK!
Let's make a badge and say
'Hope you have a happy day.'
Let's make a badge for Dad.
Yes, OK!

Unit 6

Page 45 Welcome to the sandwich shop.

 2.29 E-I-E-I-O.

Come and tell me what you want.

E-I-E-I-O.

I've got cheese and tuna,

I've got sardines too.

Chicken, tomato,

White bread, brown bread ...

Welcome to the sandwich shop,

E-I-E-I-O.

Page 49 Eggs and cheese for lunch today,

 2.36 Ah-hum, Ah-hum.

Eggs and cheese for lunch today,

Ah-hum, Ah-hum.

Eggs and cheese for lunch today,

I'm trying something new today!

Ah-hum, Ah-hum, Ah-hum.

Can I have a little bit?

Ah-hum, Ah-hum.

Can I have a little bit?

Ah-hum, Ah-hum.

Can I have a little bit?

Look at me, I'm eating it!

Ah-hum, Ah-hum, Ah-hum.

Well, I like eggs and I like cheese,

Ah-hum, Ah-hum.

I like eggs and I like cheese,

Ah-hum, Ah-hum.

I like eggs and I like cheese.

Can I have some more now, please!

Ah-hum, Ah-hum, Ah-hum.

Unit 7

Page 55 If you're happy

 2.45 Clap your hands!

If you're dizzy

Hold your head!

If you're cold

Swing your arms!

If you're sleepy

Go to bed!

If you're sad

Rub your eyes!

If you're cross

Stamp your feet!

If you're thirsty

Have a drink!

If you're hungry

Eat, eat, eat!

Page 59 Smile at me when I feel sad,

 2.52 I feel sad,

I feel sad.

Smile at me when I feel sad,

Now I feel better.

Play with me when I feel bored,

I feel bored,

I feel bored.

Play with me when I feel bored,

Now I feel better.

Talk to me when I feel cross,

I feel cross,

I feel cross.

Talk to me when I feel cross,

Now I feel better.

Hold my hand when I feel scared,

I feel scared,

I feel scared.

Hold my hand when I feel scared,

Now I feel better.

Unit 8

Page 63 Paint a picture!

 3.6 Read a book!

Play on the computer!

Help Mum cook!

Make a model!

Watch TV!

Do a puzzle!

Play with me!

Page 67 Oh, I'm lying on the sofa.

 3.12 I'm sitting in the sun.

I'm bored of doing nothing.

Let's go out and have some fun!

Oh, I'm running in the garden.

I'm climbing up a tree.

I'm hungry and I'm thirsty.

Let's go and have our tea!

Oh, I'm painting lots of pictures.

I'm playing with my kite.

I'm sleepy and it's bedtime.

Let's go to bed – goodnight!

Unit 9

Page 71 I'm swimming.

 3.19 Smile please!

I'm eating.

Smile please!

I'm writing.

Smile please!

Smile for your photo now, please.

I'm floating.

Smile please!

I'm reading.

Smile please!

I'm drinking.

Smile please!

Smile for your photo now, please.

Page 75 Summer's here,

 3.25 Let's play in the sun.

We can swim, we can float,

We can jump, we can run.

But the sun is hot,

So remember the rules,

In the garden, at the beach and the
swimming pool!

Wear a T-shirt,

Wear a hat,

Put cream on your face,

On your legs and your back.

Drink a lot of water,

Remember the rules,

In the garden, at the beach and the
swimming pool!

Christmas

Page 81 Christmas Day is here again,

 3.33 Lights shine in the streets.

Stars and bells and candles,

On our Christmas tree.

Christmas Day is here again,

Lights shine in the streets.

Happy Christmas, everyone.

Peace to you and me.






Starters

Let's practise!

1 Listen and write the numbers. There is one example.  3.36

a



b



c



d



e

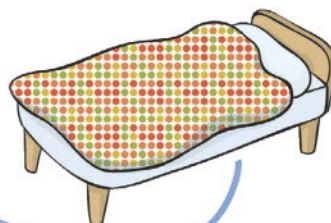
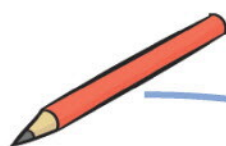


f



2 Listen and draw lines. There is one example.  3.37


1



4



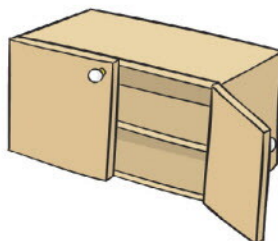
2



5



3

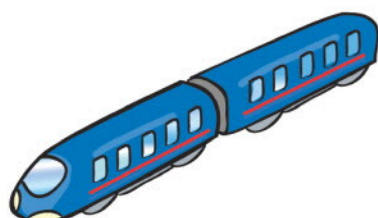

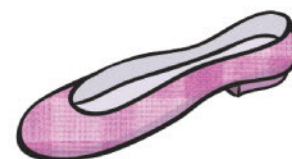



6



Starters Listening

Listen and draw lines. There is one example.  3.38






Starters Let's practise!

1 Read and colour. There is one example.

The ruler in the bag is grey.
The ruler on the chair is blue.
The sock on the table is purple.
The sock under the chair is pink.
The pen in the bag is green.
The pen under the table is red.



2 Look, read and draw lines. There is one example.




- 1 A man
- 2 The baby
- 3 The woman
- 4 A girl
- 5 A boy
- 6 The dog

- a has got a car.
- b has got a dress.
- c has got a hat.
- d has got a rabbit.
- e has got black legs.
- f has got two children.

Starters Reading & Writing

Look and read. Write **yes** or **no**. There are two examples.



Examples

The man has got a white jacket.

.....
no

The girl is in the car.

.....
yes

Questions

- 1 The woman has got a green hat.
- 2 The kite in the tree is orange.
- 3 The big horse is brown.
- 4 A boy has got a ball.
- 5 The white duck is under the cow.

.....
.....
.....
.....
.....



Starters Let's practise!

1 Listen and circle. There is one example. 3.39
Then ask and answer.

1 What's your name?

Tony

Pam

Tom

2 How old are you?

7

8

9

3 What colour's your hair?




4 What are you wearing today?



5 What's your favourite food?



2 Listen and point to the people. 3.40 Then read and draw lines.
There is one example.




- 1 Who's eating an ice cream?
- 2 What's Kim's mum doing?
- 3 What colour is Kim's dad's T-shirt?
- 4 Where's Kim's grandpa sitting?
- 5 What are Kim's brothers doing?
- 6 What's Kim's mum wearing?

- a They're climbing.
- b On a chair.
- c She's reading.
- d A T-shirt and trousers.
- e Kim.
- f It's orange.


Starters Listening

Listen and put a tick (✓) in the box. There is one example.  3.41

What's Lucy's brother doing?



A



B




C


1 Where's Nick's ball?



A



B



C

2 What's Anna wearing?



A




B




C

3 Where's Ben's mum?



A



B




C



Starters

Let's practise!

- 1 Look at the pictures and read the questions.
Circle the answers. There are two examples.




Examples

What's the boy eating?
a banana / a sandwich / a cake

How many ice creams has the man got?
two / three / four

Questions

- 1 Where's the woman sitting?
on a rug / on a chair / on a table
- 2 Who's wearing a hat?
the man / the woman / the girl
- 3 How many children are in the water?
one / two / three
- 4 What's the girl got?
a frisbee / a balloon / a ball
- 5 What's the dog doing now?
running / swimming / sleeping



Starters Reading & Writing

Look at the pictures and read the questions.
Write one-word answers. There are two examples.



Examples

What colour are the cars?

red

Who's got a crocodile?

the boy

Questions

1 What's the girl drawing?

a _____



2 How many books are on the table now?

3 What's the girl doing now?



4 Where's the crocodile now?

under the _____

5 What's the boy doing?

Great Clarendon Street, Oxford, OX2 6DP, United Kingdom
Oxford University Press is a department of the University of Oxford.
It furthers the University's objective of excellence in research, scholarship,
and education by publishing worldwide. Oxford is a registered trade
mark of Oxford University Press in the UK and in certain other countries

© Oxford University Press 2012

The moral rights of the author have been asserted

First published in 2012

2017 2016 2015 2014 2013

10 9 8 7 6 5 4 3 2

No unauthorized photocopying

All rights reserved. No part of this publication may be reproduced, stored
in a retrieval system, or transmitted, in any form or by any means, without
the prior permission in writing of Oxford University Press, or as expressly
permitted by law, by licence or under terms agreed with the appropriate
reprographics rights organization. Enquiries concerning reproduction outside
the scope of the above should be sent to the ELT Rights Department, Oxford
University Press, at the address above

You must not circulate this work in any other form and you must impose
this same condition on any acquirer

Links to third party websites are provided by Oxford in good faith and for
information only. Oxford disclaims any responsibility for the materials
contained in any third party website referenced in this work

ISBN: 978 0 19 444229 9

Printed in China

This book is printed on paper from certified and well-managed sources

ACKNOWLEDGEMENTS

Main illustrations by: Gustavo Mazali

Other illustrations by: Aardvart p.44 (bottom); Kathy Baxendale p.27; Beccy Blake
pp.7, 15, 23, 33, 41, 49, 59, 67, 75; Judy Brown pp.88, 89, 90, 91, 92, 93, 94, 95;
Christiane Engel/Thorogood pp.34, 35; John Haslam pp.28, 54, 80; Dusan Pavlic/
Beehive Illustration pp.6 (top), 32; Andres Martinez Ricci/The Organisation
pp.10, 18, 26, 36, 44 (top), 52, 62 (top), 70, 78; Simon Smith p.74.

Cover by: Gustavo Mazali.

Commissioned photography by: Gareth Boden all make and do photography pp.9,
17, 25, 35, 43, 51, 61, 69, 77; Phil James pp.34–35 (pencils); MM Studios pp.8, 9,
42, 43, 51 (meals).

The Publishers would also like to thank the following for their kind permission to reproduce
photographs and other copyright material: Alamy pp.27 (boys/Robert Landau),
36 (rabbit/PetStockBoys, crocodile/Steve Allen Travel Photography, zebra/Michael
Diggin, duck/William Leaman), 50 (sardines/Foodfolio, bread/Graham Kirk/The
Anthony Blake Picture Library), 52 (eggs/Sue Wilson, carrots/WoodyStock,
chocolate/Keith Leighton, apples/Profimedia International s.r.o.), 53 (nasi lemak/
Simon Reddy, rice and milk/Bon Appetit), 70 (riding a bike/T.M.O. Pictures,
hopping/Chuck Franklin, washing up/Van Hilversum), 78 (playing with doll/M
L Pearson), 79 (Irish band/Stephen Power, kite festival/Travel India, making
kites/Pep Roig); The Bridgeman Art Library pp.16 (Van Gogh's *Bedroom at Arles*,
1889 (oil on canvas), Gogh, Vincent van (1853–90)/Musee d'Orsay, Paris, France/
Giraudon; *Room in Brooklyn*, 1932 (oil on canvas), Hopper, Edward (1882–1967)/
Museum of Fine Arts, Boston, Massachusetts, USA/The Hayden Collection –
Charles Henry Hayden Fund), 17 (*Model with Unfinished Self Portrait*, 1977 (oil on
canvas), Hockney, David (b.1937)/Private Collection 60 x 60 © David Hockney),
76–77 (*Children's Games (Kinderspiele)*, 1560 (oil on panel), Bruegel, Pieter the
Elder (c.1525–69)/Kunsthistorisches Museum, Vienna, Austria); Corbis
p.53 (blinis/B. Marielle/photocuisine), 78 (dancing/Anna Peisl, horse riding/
Nugene Chiang/Mind Body Soul), 79 (Irish dancing/Barry Lewis/InPictures);
Getty Images pp.24 (helicopters/Steve Gorton/Dorling Kindersley, bikes/Andy
Crawford/Dorling Kindersley, motorbike/CSA Plastock, lorries/David Arky,
blue car/Konrad Zelakowski, van/Tim Ridley), 25 (helicopter/Steve Gorton/
Dorling Kindersley, bikes/Andy Crawford/Dorling Kindersley, motorbike/CSA
Plastock, blue car/Konrad Zelakowski), 36 (lion/Heinrich van den Berg/Gallo
Images, dolphin/Andy Rouse/StockImage), 50 (sausages/Patrice De Villiers/Stone,
pasta/Jan Cobb Photography Ltd, Photographer's Choice, rice/Dorling Kindersley,
yoghurt/Andy Crawford/Dorling Kindersley, cheese/Dorling Kindersley, lettuce/
Eisenhut and Mayer Wien/Foodpix), 52 (cheese/Dorling Kindersley, sardines/
Dorling Kindersley), 68 (shower/Roger Charity/Photonica, teeth/Peter Cade/
Iconica), 69 (bath/Peter Dazeley/Phoyographer's Choice, washing hands/Steven
Puetzer/Photonica), 70 (cooking/Dave King/Dorling Kindersley, cleaning teeth/
DAJ/amana images, painting/Bill Losh/Taxi, sleeping/Susan Barr/Workbook
Stock), 78 (eating/Bipolar, reading/Vanessa Davies/Dorling Kindersley, swimming/
Laurence Monneret/StockImage, taking a photo/Jessie Jean/The Image Bank,
watching tv/Donna Day/Stone); Oxford University Press pp.18, 24 (plane, boat,
red car), 25 (red car), 27 (girls), 36 (monkey, snake), 50 (apple, banana, orange,
carrots), 52 (sausages, lettuce, rice, yoghurt, bananas, milk), 53 (girl, boy, flour,
milk and eggs), 60 (musical instruments), 68 (washing up), 70 (frisbee);
Photolibrary p.50 (tuna/Geoff Langan/Anthony Blake Photo Library, chicken/
Tim Ridley); Royal Mint pp.42, 43 (coins).

2nd EDITION

INCREDIBLE ENGLISH



Author **Sarah Phillips** is an expert in **CLIL** (Content and Language Integrated Learning) and how the brain learns.

"The more children interact with the materials, the teacher and each other, the more they will learn."

Walk into an **INCREDIBLE ENGLISH** classroom and there is a buzz ... you could find children acting out a story, using a Venn diagram or finishing a project **confidently in English**.

All levels have an incredible range of support items to help children interact with English in many fun ways.

This second edition gives the class even more ...

- ★ A new **Starter Level**
- ★ More **support for storytelling**
- ★ More **reading texts** and personalized **writing tasks**
- ★ More support for the **Cambridge YLE Tests** with a **NEW testing programme**
- ★ More **skills development activities** for speaking and writing
- ★ More **grammar practice** and **language support**

Levels 1–6 of Incredible English 2nd Edition have:

- ★ Class Book
- ★ Activity Book
- ★ Teacher's Book
- ★ Class Audio CDs
- ★ Oxford iTools: Digital Classroom Resources
- ★ Teacher's Resource Pack: Norton the puppet (levels 1 & 2), Cross-curricular posters (from level 3), Flashcards, Photocopy masters book, Story frames book, Text cards
- ★ DVD & DVD Activity Book

oxfordparents

Help your child with English



www.oup.com/elt/oxfordparents



OXFORD
UNIVERSITY PRESS

www.oup.com/elt

ISBN 978-0-19-444229-9



9 780194 442299